

Product Specification

MC-24S2, MC-20S2+, MC-20X2, MC-20XS+,
125M~4.25G & 10G

OEO Converter

(Remote management 3R Repeater)



1. Brief introduction

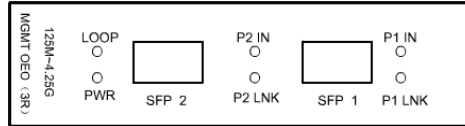
This product is high-performance 10G optical signals Repeaters, Using Optical - Electrical - Optical wavelength conversion, realize the optical signal equilibrium amplification, clock extraction and optical regeneration, and with WDM (DWDM/CWDM) technology, can achieve optical signals transmit in a single fiber by single or multiple way over a long distance. On the existing network infrastructure, it can quickly improve the communication capacity, expand the bandwidth, while using low cost and high cost-effective solutions to manage and operate the system, easy operation and maintenance.

2. Main features

- To meet the requirement for Metro optical networks or optical access network high-speed interconnect, and transparent transmission
- 850nm, 1310nm, 1490nm and 1550nm wavelength conversion, with EDFA optical amplification and dispersion management, to extend the transmission distance
- Support SAN, LAN, WAN, point to point transmission
- Proved Multi-data & multi-rate interfaces, to solve a variety of optical fiber resource constraints problem in network
- Support 3R function (balanced amplification, Timing Clock Obtaining, Re-Shapping and regeneration)
- Support 2U Rack to realize web, SNMP, Telnet etc management way, through the management rack, local OEO card can realize remote management.
- High-performance cooling system, when the shell temperature is above 50 degrees, the fan automatically turns on to maintain system stability.

3. Instruction

3.1. MC-24S2 125M ~ 4.25G OEO Panel



3.1.1. LED Indicator

LED	Colour	Explanation
P1 IN	Green	Bright: SFP1 Optic Module inserted.
P1 LNK	Green	Bright: SFP1 FX port is in correct connection.
P2 IN	Green	Bright: SFP2 Optic Module inserted.
P2 LNK	Green	Bright: SFP2 FX port is in correct connection.
LOOP	Green	Bright: Loopback Function is «On».
PWR	Green	Bright: power is On.

3.1.2. Dip Switch Description

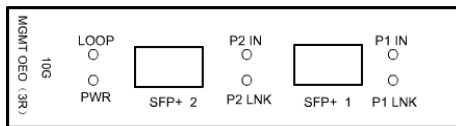
APP	Gbps	SW1	SW2	SW3	SW4
ESCON	0.2	OFF	OFF	OFF	OFF
FE	0.125	OFF	OFF	OFF	ON
GE	1.25	OFF	OFF	ON	OFF
FCx1	1.0625	OFF	OFF	ON	ON
FCx2	2.1250	OFF	ON	OFF	OFF
FCx4	4.2500	OFF	ON	OFF	ON
STM1	0.15552	OFF	ON	ON	OFF
STM4	0.62208	OFF	ON	ON	ON
STM16	2.48832	ON	OFF	OFF	OFF
Infini	2.5000	ON	OFF	OFF	ON

SW5	ON	Remote Control turn off
	OFF	Remote Control turn on
SW6	ON	Loopback On
	OFF	Loopback Off
SW7	ON	Repeater Mode
	OFF	Retimer Mode

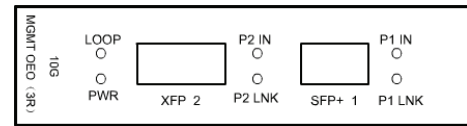
Notes:

- [1] Use local OEO manage remote side, SW5 is on, P2 set as uplink port to connect with local P2 port to realize remote management
- [2] Repeater and Retimer mode is only FC x 1, FC x 2, FC x 4 mode selectable. Other speed rate are the default mode for the Retimer.
- [3] Please complete the speed rate configuration before connecting power.

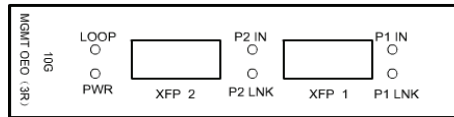
3.2. MC-20YY 10G OEO Panel



MC-20S2+



MC-20XS+



MC-20X2

3.2.1. LED Indicator

LED	Colour	Explanation
P1 IN	Green	Bright: SFP+1 or XFP1 module inserted.
P1 LNK	Green	Bright: SFP+1 or XFP1 is in correct connection. Blink: indicates packet goes through.
P2 IN	Green	Bright: SFP+2 or XFP2 module inserted.
P2 LNK	Green	Bright: SFP+2 or XFP2 in correct connection. Blink: indicates packet goes through.
LOOP	Green	Bright: Loopback is on.
PWR	Green	Bright: Power is On.

3.2.2. Dip Switch Description

SW1	ON	WAN (9.95328G) Mode
	OFF	LAN (10.3125G) Mode
SW2	ON	Loopback is On
	OFF	Loopback is Off
SW3	ON	Remote control is Off
	OFF	Remote control is On
SW4		Nil

Notes:

- [1] Use local OEO to manage remote side, SW1 is on, P2 set as uplink port to connect with local P2 port to realize remote management.
- [2] Please complete the speed rate configuration before connecting power.

4. Specific parameters

4.1. MC-24S2 125M ~ 4.25G OEO Converter

Transmission mode	3R
Interface Type	SFP TO SFP
Bussiness Type	Fast Ethernet, STS-3/STM-1 ESCON/SBCON, STS-12/STM-4 1xFiber Channel, Gigabit Ethernet 2xFiber Channel, STS-48/STM-16 2.5 Infini Band or PCI Express 4xFiber Channel
Work Environment	Operating Temperature: 0 ~ 50°C Storage Temperature: -10 ~ 70°C Relative humidity: 5%~90% (Non-condensing)
Power supply specifications and dimensions	AC: 100V ~ 240V 50 ~ 60HZ DC: 40V ~ 50V 50 ~ 60HZ Power consumption ≤ 2.5W (without module) External AC-DC 5W, communication module power 156 mm x 128 mm x 32 mm

4.2. MC-20YY 10G OEO Converter

Transmission mode	3R
Interface Type	SFP+ TO SFP+ SFP+ TO XFP XFP TO XFP
Access Type	10G LAN (10.3125G) 10G WAN (9.95328G)
Environment	Operating Temperature: 0 ~ 50°C Storage Temperature: -10 ~ 70°C Relative humidity: 5%~90% (Non-condensing)
Power supply specifications and dimensions	AC: 100V ~ 240V 50 ~ 60HZ DC: 40V ~ 50V 50 ~ 60HZ Power consumption ≤ 4W (without module) External AC-DC 20W, communication module power 156 mm x 128 mm x 32 mm